




Faux Alligator Skin

Tutorial by Jackie Topa



Here's a quick and easy technique I came up with to make faux alligator skin



1. Ink up a piece of black card stock with versa mark.
2. Sprinkle with clear or black embossing powder.



3. Draw lines through the embossing powder with your bone folder. Uneven lines look more realistic.



4. Shake off the crumbs and heat embossing powder until the entire piece is shiny.

